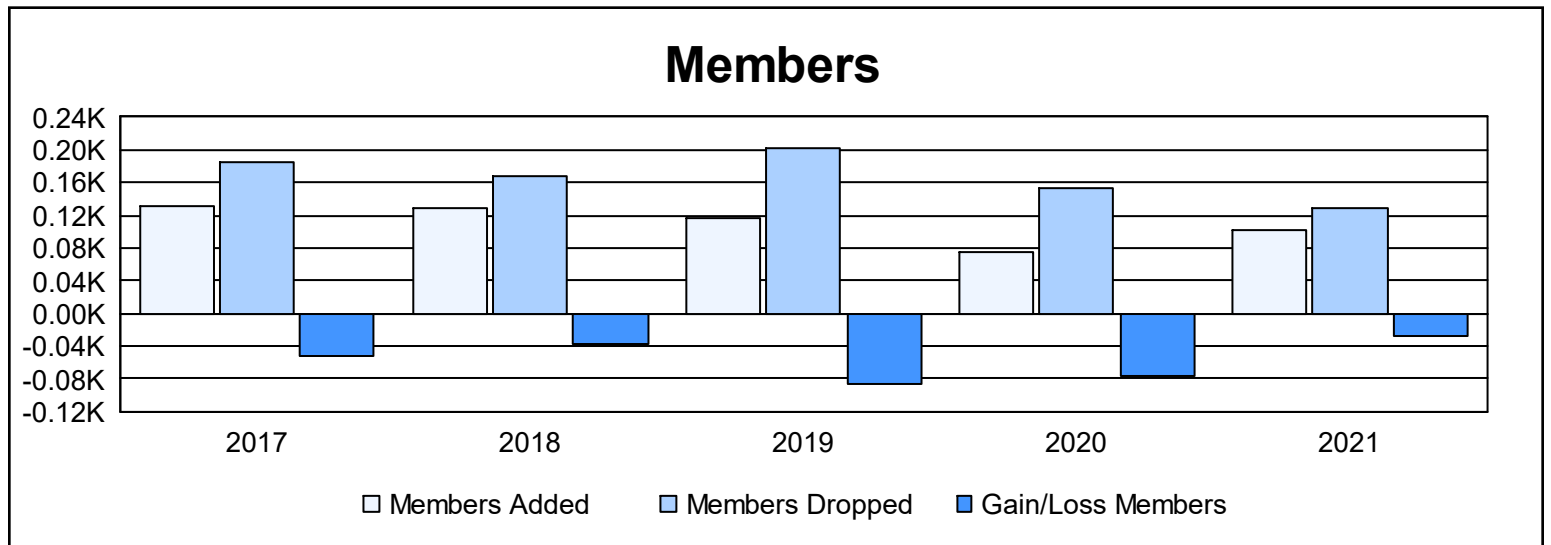
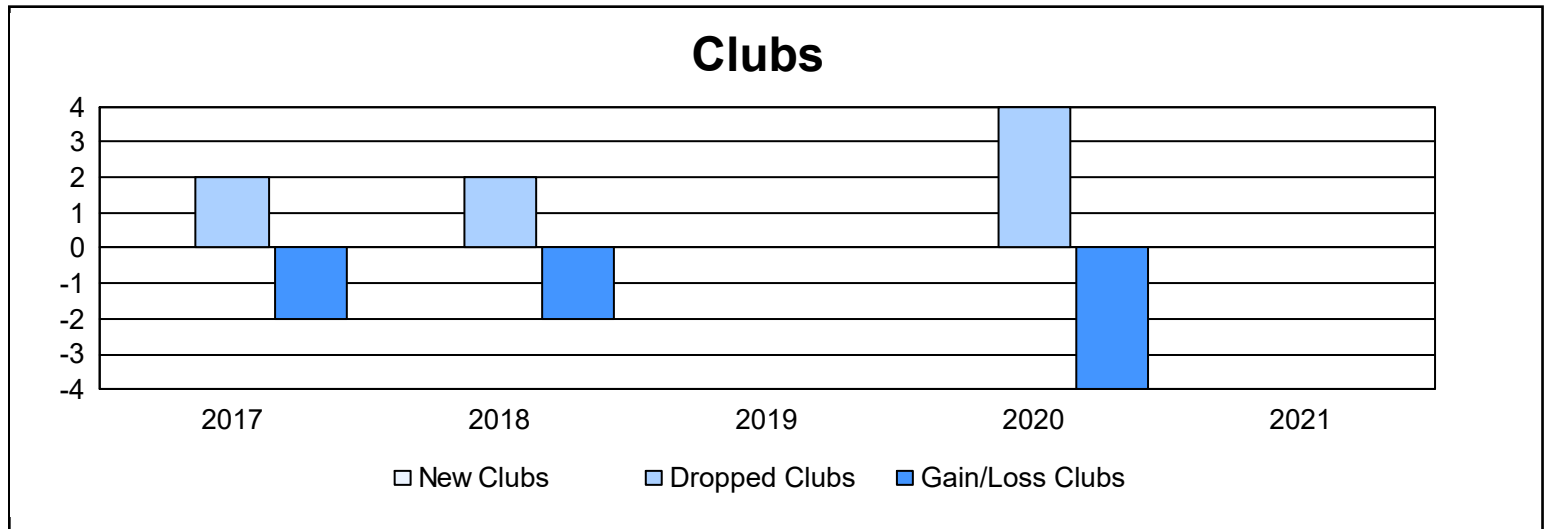
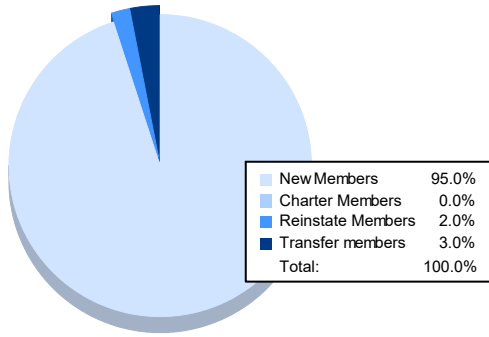


| Year | New Clubs | Dropped Clubs | Gain/ Loss Clubs | New Members | Charter Members | Reinstate Members | Transfer Members | Total Member Added | Total Members Dropped | Gain/ Loss Members |
|----------------|-----------|---------------|------------------|-------------|-----------------|-------------------|------------------|--------------------|-----------------------|--------------------|
| 2016-2017 | 0 | 2 | -2 | 126 | 0 | 3 | 3 | 132 | 185 | -53 |
| 2017-2018 | 0 | 2 | -2 | 120 | 0 | 6 | 3 | 129 | 167 | -38 |
| 2018-2019 | 0 | 0 | 0 | 102 | 1 | 8 | 6 | 117 | 203 | -86 |
| 2019-2020 | 0 | 4 | -4 | 64 | 0 | 10 | 2 | 76 | 152 | -76 |
| 2020-2021 | 0 | 0 | 0 | 96 | 0 | 2 | 3 | 101 | 128 | -27 |
| Average | 0 | 2 | -2 | 102 | 0 | 6 | 3 | 111 | 167 | -56 |



Membership Composition June 2021 Cumulative



Gender Composition June 2021 Cumulative

